

Universal Hemp Panel

ANALYZED BY:

Anresco Laboratories
1375 Van Dyke Avenue,
San Francisco, CA 94124
DEA# PA0202945

CUSTOMER:

Blaze Life LLC
9021 Canoga Ave
Canoga Park 91304
122392

MANUFACTURER:

Blaze Life LLC
9021 Canoga Ave
Canoga Parks 91304
122392



SAMPLE INFORMATION

Sample No.: 1365403
Product Name: Wunder Midnight Berry
Matrix: Edible (Beverage)
Lot #: MB112525

Date Collected: 12/02/2025
Date Received: 12/02/2025
Date Reported: 01/02/2026

TEST SUMMARY

Cannabinoid Profile: ✔ Tested
Pesticide Residue Screen: ✔ Pass
Heavy Metal Screen: ✔ Pass
Mycotoxin Screen: ✔ Pass

Microbiological Screen: ✔ Pass
Residual Solvent Screen: ✔ Pass
Foreign Material: ✔ Pass

Customer Comment(s):

The batch was processed in a facility that holds a current and valid permit issued by a human health or food safety regulatory entity with authority over the facility, and that facility meets the human health or food safety sanitization requirements of the regulatory entity.

Cannabinoid Profile ✔ Tested

12/05/2025

Method: MF-CHEM-15
Instrument: Liquid Chromatography Diode Array Detector (LC-DAD)
Limit of Detection: 0.0017 mg/g
Limit of Quantitation: 0.0050 mg/g
Measurement of Uncertainty Average: ±6.3%

| Cannabinoid | mg/g | % | mg/ml | mg/serving | mg/package | Labeled mg/serving | % Difference |
|-------------------------------|---------|--------|-------|------------|------------|--------------------|--------------|
| Δ8-THC | ND | ND | ND | ND | ND | - | - |
| Δ9-THC | 0.179 | 0.0179 | 0.183 | 10.81 | 10.81 | 10 | 8.12 |
| Δ9-THCA | ND | ND | ND | ND | ND | - | - |
| THCV | ND | ND | ND | ND | ND | - | - |
| THCVA | ND | ND | ND | ND | ND | - | - |
| CBD | ND | ND | ND | ND | ND | - | - |
| CBDA | ND | ND | ND | ND | ND | - | - |
| CBC | ND | ND | ND | ND | ND | - | - |
| CBCA | ND | ND | ND | ND | ND | - | - |
| CBDV | ND | ND | ND | ND | ND | - | - |
| CBG | 0.005 | 0.0005 | 0.005 | 0.31 | 0.31 | - | - |
| CBGA | ND | ND | ND | ND | ND | - | - |
| CBN | 0.091 | 0.0091 | 0.093 | 5.50 | 5.50 | 5 | 9.93 |
| Exo-THC | ND | ND | ND | ND | ND | - | - |
| (6aR,9R)-Δ ¹⁰ -THC | ND | ND | ND | ND | ND | - | - |
| (6aR,9S)-Δ ¹⁰ -THC | ND | ND | ND | ND | ND | - | - |
| 9(R)-Hexahydrocannabinol | ND | ND | ND | ND | ND | - | - |
| 9(S)-Hexahydrocannabinol | ND | ND | ND | ND | ND | - | - |
| Δ8-THC-O-Acetate | ND | ND | ND | ND | ND | - | - |
| Δ9-THC-O-Acetate | ND | ND | ND | ND | ND | - | - |
| THC-O-Phosphate | NT | NT | NT | NT | NT | - | - |
| Δ8-THCP | ND | ND | ND | ND | ND | - | - |
| Δ9-THCP | ND | ND | ND | ND | ND | - | - |
| Total THC | 0.179 | 0.0179 | 0.183 | 10.81 | 10.81 | - | - |
| Total CBD | ND | ND | ND | ND | ND | - | - |
| Total Cannabinoids | 0.276 | 0.0276 | 0.282 | 16.62 | 16.62 | - | - |
| Sum of Cannabinoids | 0.276 | 0.0276 | 0.282 | 16.62 | 16.62 | - | - |
| Serving Weight (g) | 60.2685 | | | | | | |
| Package Weight (g) | 60.2685 | | | | | | |
| g/ml Conversion Factor | 1.0215 | | | | | | |

Total THC = Δ8-THC + Δ9-THC + (0.877 * THCA)
Total CBD = CBD + (0.877 * CBDA)
Total Cannabinoids = Σ (neutral cannabinoids) + [0.877 * Σ (acidic cannabinoids)]

Microbiological Screen ✓ Pass

12/09/2025

Measurement of Uncertainty Average: APC ±35.6%, Y&M ±31.3%

| Analyte | Findings | Units | Method | Limit | Status |
|---------------------------|----------|-------|--------------------|--------|--------|
| Salmonella | ND | /25g | AOAC 2016.01 | ND | Pass |
| STEC | ND | /25g | MF-MICRO-18 | ND | Pass |
| Aspergillus flavus | ND | /25g | MF-MICRO-14 | ND | Pass |
| Aspergillus fumigatus | ND | /25g | MF-MICRO-14 | ND | Pass |
| Aspergillus niger | ND | /25g | MF-MICRO-14 | ND | Pass |
| Aspergillus terreus | ND | /25g | MF-MICRO-14 | ND | Pass |
| Listeria Species | ND | /25g | AOAC 2016.07 | ND | Pass |
| Total Aerobic Plate Count | <1 | cfu/g | FDA BAM | 100000 | Pass |
| Total Coliforms | <1 | cfu/g | FDA BAM - ECC Agar | 100 | Pass |
| E. Coli | ND | /1g | FDA BAM Modified | 1 | Pass |
| Total Enterobacteriaceae | <1 | cfu/g | AOAC 2003.01 | ND | Pass |
| Staphylococcus aureus | <1 | cfu/g | AOAC 2003.07 | ND | Pass |
| Total Yeast and Mold | <1 | cfu/g | FDA BAM | 100000 | Pass |

Pesticide Residue Screen ✓ Pass

12/10/2025

Method: MF-CHEM-13

Instrument: Liquid Chromatography Tandem Mass Spectrometry (LC-MS/MS) & Gas Chromatography Tandem Mass Spectrometry (GC-MS/MS)

Measurement of Uncertainty Average: ±21.40%

| Analyte | LOD/LOQ (µg/g) | Findings (µg/g) | Limit (µg/g) | Status |
|----------------------|----------------|-----------------|--------------|--------|
| Abamectin | 0.015/0.05 | ND | 0.05 | Pass |
| Acephate | 0.003/0.01 | ND | 0.01 | Pass |
| Acequinocyl | 0.003/0.01 | ND | 0.01 | Pass |
| Acetamiprid | 0.003/0.01 | ND | 0.01 | Pass |
| Aldicarb | 0.003/0.01 | ND | 0.01 | Pass |
| Allethrin | 0.015/0.05 | ND | 0.05 | Pass |
| Ancymidol | 0.02/0.06 | ND | 0.06 | Pass |
| Anthraquinone | 0.05/0.15 | ND | 0.25 | Pass |
| Atrazine | 0.007/0.02 | ND | 0.02 | Pass |
| Azadirachtin | 0.100/0.30 | ND | 0.3 | Pass |
| Azoxystrobin | 0.003/0.01 | ND | 0.01 | Pass |
| Benzovindiflupyr | 0.003/0.01 | ND | 0.01 | Pass |
| Bifenazate | 0.003/0.01 | ND | 0.01 | Pass |
| Bifenthrin | 0.003/0.01 | ND | 0.01 | Pass |
| Boscalid | 0.003/0.01 | ND | 0.01 | Pass |
| Buprofezin | 0.003/0.01 | ND | 0.01 | Pass |
| Captan | 0.250/0.7 | ND | 0.7 | Pass |
| Carbaryl | 0.003/0.01 | ND | 0.01 | Pass |
| Carbofuran | 0.003/0.01 | ND | 0.01 | Pass |
| Chlorantraniliprole | 0.003/0.01 | ND | 0.01 | Pass |
| Chlordane | 0.020/0.06 | ND | 0.06 | Pass |
| Chlorfenapyr | 0.015/0.05 | ND | 0.05 | Pass |
| Chlormequat Chloride | 0.03/0.10 | ND | 0.1 | Pass |
| Chlorpyrifos | 0.003/0.01 | ND | 0.01 | Pass |
| Clothianidin | 0.003/0.01 | ND | 0.01 | Pass |
| Clofentezine | 0.003/0.01 | ND | 0.01 | Pass |
| Coumaphos | 0.003/0.01 | ND | 0.01 | Pass |
| Cyantraniliprole | 0.003/0.01 | ND | 0.01 | Pass |
| Cyfluthrin | 0.015/0.05 | ND | 0.05 | Pass |
| Cyhalothrin (Lambda) | 0.030/0.10 | ND | 0.1 | Pass |
| Cypermethrin | 0.015/0.05 | ND | 0.05 | Pass |
| Cyprodinil | 0.03/0.10 | ND | 0.1 | Pass |
| Daminozide | 0.003/0.01 | ND | 0.01 | Pass |
| Deltamethrin I/II | 0.015/0.05 | ND | 0.05 | Pass |
| DDVP (Dichlorvos) | 0.003/0.01 | ND | 0.01 | Pass |
| Diazinon | 0.003/0.01 | ND | 0.01 | Pass |
| Dimethoate | 0.003/0.01 | ND | 0.01 | Pass |
| Dimethomorph | 0.003/0.01 | ND | 0.01 | Pass |
| Dinotefuran | 0.007/0.02 | ND | 0.02 | Pass |
| Diuron | 0.007/0.02 | ND | 0.02 | Pass |

| Analyte | LOD/LOQ (µg/g) | Findings (µg/g) | Limit (µg/g) | Status |
|-------------------------|----------------|-----------------|--------------|--------|
| Dodemorph | 0.003/0.01 | ND | 0.01 | Pass |
| Endosulfan I (alpha) | 0.015/0.05 | ND | 0.05 | Pass |
| Endosulfan II (beta) | 0.015/0.05 | ND | 0.05 | Pass |
| Endosulfan Sulfate | 0.015/0.05 | ND | 0.05 | Pass |
| Ethoprop(hos) | 0.003/0.01 | ND | 0.01 | Pass |
| Etofenprox | 0.003/0.01 | ND | 0.01 | Pass |
| Etoxazole | 0.003/0.01 | ND | 0.01 | Pass |
| Etridiazole | 0.003/0.01 | ND | 0.01 | Pass |
| Fenhexamid | 0.007/0.02 | ND | 0.02 | Pass |
| Fenoxycarb | 0.003/0.01 | ND | 0.01 | Pass |
| Fenpyroximate | 0.007/0.02 | ND | 0.02 | Pass |
| Fensulfothion | 0.003/0.01 | ND | 0.01 | Pass |
| Fenthion | 0.003/0.01 | ND | 0.01 | Pass |
| Fenvalerate I/II | 0.015/0.05 | ND | 0.05 | Pass |
| Fipronil | 0.003/0.01 | ND | 0.01 | Pass |
| Flonicamid | 0.003/0.01 | ND | 0.01 | Pass |
| Fludioxonil | 0.003/0.01 | ND | 0.01 | Pass |
| Fluopyram | 0.003/0.01 | ND | 0.01 | Pass |
| Flurprimidol | 0.03/0.10 | ND | 0.1 | Pass |
| Hexythiazox | 0.003/0.01 | ND | 0.01 | Pass |
| Imazalil | 0.003/0.01 | ND | 0.01 | Pass |
| Imidacloprid | 0.003/0.01 | ND | 0.01 | Pass |
| Indole-3-butyric Acid | 0.08/0.25 | ND | 0.25 | Pass |
| Iprodione | 0.015/0.05 | ND | 0.05 | Pass |
| Kinoprene | 0.015/0.05 | ND | 0.05 | Pass |
| Kresoxim Methyl | 0.003/0.01 | ND | 0.01 | Pass |
| Malathion | 0.003/0.01 | ND | 0.01 | Pass |
| Metalaxyl | 0.003/0.01 | ND | 0.01 | Pass |
| Methiocarb | 0.003/0.01 | ND | 0.01 | Pass |
| Methomyl | 0.003/0.01 | ND | 0.01 | Pass |
| Methoprene | 0.100/0.30 | ND | 0.3 | Pass |
| Methyl parathion | 0.003/0.01 | ND | 0.01 | Pass |
| Mevinphos | 0.007/0.02 | ND | 0.02 | Pass |
| MGK 264 | 0.015/0.05 | ND | 0.05 | Pass |
| Myclobutanil | 0.003/0.01 | ND | 0.01 | Pass |
| Naled | 0.003/0.01 | ND | 0.01 | Pass |
| Novaluron | 0.007/0.02 | ND | 0.02 | Pass |
| Oxamyl | 0.003/0.01 | ND | 0.01 | Pass |
| Paclobutrazol | 0.003/0.01 | ND | 0.01 | Pass |
| Pendimethalin | 0.030/0.10 | ND | 0.1 | Pass |
| Pentachloronitrobenzene | 0.003/0.01 | ND | 0.01 | Pass |
| Permethrins | 0.015/0.05 | ND | 0.05 | Pass |
| Phenothrin | 0.030/0.10 | ND | 0.1 | Pass |
| Phosmet | 0.003/0.01 | ND | 0.01 | Pass |
| Piperonyl Butoxide | 0.003/0.01 | ND | 0.01 | Pass |
| Pirimicarb | 0.003/0.01 | ND | 0.01 | Pass |
| Prallethrin | 0.015/0.05 | ND | 0.05 | Pass |
| Propiconazole | 0.003/0.01 | ND | 0.01 | Pass |
| Propoxur | 0.003/0.01 | ND | 0.01 | Pass |
| Pyraclostrobin | 0.003/0.010 | ND | 0.01 | Pass |
| Pyrethrins | 0.015/0.05 | ND | 0.05 | Pass |
| Pyridaben | 0.003/0.01 | ND | 0.01 | Pass |
| Pyriproxyfen | 0.003/0.01 | ND | 0.01 | Pass |
| Resmethrin | 0.007/0.02 | ND | 0.02 | Pass |
| Spinetoram | 0.003/0.01 | ND | 0.01 | Pass |
| Spinosad | 0.003/0.01 | ND | 0.01 | Pass |
| Spirodiclofen | 0.050/0.15 | ND | 0.15 | Pass |
| Spiromesifen | 0.003/0.01 | ND | 0.01 | Pass |
| Spirotetramat | 0.003/0.01 | ND | 0.01 | Pass |
| Spiroxamine | 0.003/0.01 | ND | 0.01 | Pass |
| Tebuconazole | 0.003/0.01 | ND | 0.01 | Pass |
| Tebufenozide | 0.003/0.01 | ND | 0.01 | Pass |
| Teflubenzuron | 0.007/0.02 | ND | 0.02 | Pass |
| Tetrachlorvinphos | 0.003/0.01 | ND | 0.01 | Pass |
| Tetramethrin | 0.015/0.05 | ND | 0.05 | Pass |
| Thiabendazole | 0.007/0.02 | ND | 0.02 | Pass |
| Thiacloprid | 0.003/0.01 | ND | 0.01 | Pass |
| Thiamethoxam | 0.003/0.01 | ND | 0.01 | Pass |
| Thiophanate Methyl | 0.007/0.02 | ND | 0.02 | Pass |
| Trifloxystrobin | 0.003/0.01 | ND | 0.01 | Pass |

| Analyte | LOD/LOQ (µg/g) | Findings (µg/g) | Limit (µg/g) | Status |
|----------------------------------|----------------|-----------------|--------------|--------|
| 2-Phenylphenol | 0.08/0.25 | ND | 0.25 | Pass |
| 3,4-Dichloroaniline | 0.08/0.25 | ND | 0.25 | Pass |
| Acetochlor | 0.05/0.15 | ND | 0.5 | Pass |
| Alachlor | 0.05/0.15 | ND | 0.25 | Pass |
| Ametryn | 0.03/0.10 | ND | 0.5 | Pass |
| Aminocarb | 0.03/0.10 | ND | 0.25 | Pass |
| Biphenyl | 0.08/0.25 | ND | 0.25 | Pass |
| Carbendazim | 0.03/0.10 | ND | 0.5 | Pass |
| Cycloate | 0.08/0.25 | ND | 0.5 | Pass |
| Cyromazine | 0.03/0.10 | ND | 0.5 | Pass |
| DCPA Dacthal, Chlorthal-dimethyl | 0.03/0.10 | ND | 0.5 | Pass |
| Diclobutrazol | 0.02/0.06 | ND | 0.5 | Pass |
| Diiflubenuron | 0.08/0.25 | ND | 0.5 | Pass |
| Diphenylamine | 0.08/0.25 | ND | 0.5 | Pass |
| Ethirimol | 0.02/0.06 | ND | 0.5 | Pass |
| Flutriafol | 0.05/0.15 | ND | 0.5 | Pass |
| Formetanate HCl | 0.03/0.10 | ND | 0.1 | Pass |
| Hexaconazole | 0.05/0.15 | ND | 0.5 | Pass |
| Hydramethylnon | 0.05/0.15 | ND | 0.5 | Pass |
| Indoxacarb | 0.05/0.15 | ND | 0.5 | Pass |
| Mandipropamid | 0.03/0.10 | ND | 0.5 | Pass |
| Metaflumizone | 0.08/0.25 | ND | 0.5 | Pass |
| Methoxyfenozide | 0.02/0.06 | ND | 0.5 | Pass |
| Metolachlor | 0.05/0.15 | ND | 0.25 | Pass |
| Nuarimol | 0.05/0.15 | ND | 0.5 | Pass |
| o,p'-DDD | 0.03/0.10 | ND | 0.1 | Pass |
| o,p'-DDE | 0.03/0.10 | ND | 0.1 | Pass |
| o,p'-DDT | 0.03/0.10 | ND | 0.1 | Pass |
| p,p'-DDD | 0.03/0.10 | ND | 0.1 | Pass |
| p,p'-DDE | 0.03/0.10 | ND | 0.1 | Pass |
| p,p'-DDT | 0.03/0.10 | ND | 0.1 | Pass |
| Pentachloroanisole | 0.10/0.30 | ND | 0.5 | Pass |
| Prometryne | 0.02/0.06 | ND | 0.5 | Pass |
| Propamocarb | 0.08/0.25 | ND | 0.5 | Pass |
| Propargite | 0.08/0.25 | ND | 0.5 | Pass |
| Propyzamide | 0.05/0.15 | ND | 0.5 | Pass |
| Pymetrozine | 0.03/0.10 | ND | 0.5 | Pass |
| Pyrimethanil | 0.03/0.10 | ND | 0.5 | Pass |
| Quinoxifen | 0.03/0.10 | ND | 0.5 | Pass |
| Sulfoxaflor | 0.03/0.10 | ND | 0.25 | Pass |
| Tau-Fluvalinate | 0.08/0.25 | ND | 0.5 | Pass |
| Terbutryn | 0.02/0.06 | ND | 0.25 | Pass |
| Thiobencarb | 0.03/0.10 | ND | 0.5 | Pass |
| Tricyclazole | 0.02/0.06 | ND | 0.5 | Pass |
| Triflumizole | 0.05/0.15 | ND | 0.5 | Pass |

Residual Solvent Screen ✓ Pass

12/09/2025

 Measurement of Uncertainty Average: $\pm 1.43\%$

| Analyte | LOD/LOQ (ppm) | Findings (ppm) | Limit (ppm) | Status |
|--------------------------------------|---------------|----------------|-------------|--------|
| 1,1-Dichloroethene | 2/4 | ND | 8 | Pass |
| 1,2-Dichloroethane | 0.2/0.5 | ND | 1 | Pass |
| Acetone | 14/40 | <LOQ | 750 | Pass |
| Acetonitrile | 14/40 | ND | 60 | Pass |
| Benzene | 0.2/0.5 | ND | 1 | Pass |
| n-Butane | 14/40 | ND | 800 | Pass |
| Chloroform | 0.2/0.5 | ND | 1 | Pass |
| Ethanol | 14/40 | ND | 5000 | Pass |
| Ethyl acetate | 14/40 | ND | 400 | Pass |
| Ethyl ether | 14/40 | ND | 500 | Pass |
| Ethylene oxide | 0.2/0.5 | ND | 1 | Pass |
| n-Heptane | 14/40 | ND | 500 | Pass |
| n-Hexane | 14/40 | ND | 100 | Pass |
| Isopropyl alcohol | 14/40 | ND | 500 | Pass |
| Methanol | 14/40 | ND | 250 | Pass |
| Methylene chloride | 0.2/0.5 | ND | 1 | Pass |
| n-Pentane | 14/40 | ND | 750 | Pass |
| Propane | 14/40 | ND | 210 | Pass |
| Toluene | 14/40 | ND | 150 | Pass |
| Total xylenes (ortho-, meta-, para-) | 14/40 | ND | 150 | Pass |
| Trichloroethylene | 0.2/0.5 | ND | 1 | Pass |

Heavy Metal Screen ✓ Pass

12/09/2025

Method: MF-CHEM-16
Instrument: Inductively Coupled Plasma Mass Spectrometry (ICP-MS)
Measurement of Uncertainty Average: $\pm 4.4\%$

| Analyte | LOD / LOQ (µg/g) | Findings (µg/g) | Limit | Status |
|---------|------------------|-----------------|-------|--------|
| Arsenic | 0.033/0.101 | ND | 0.2 | Pass |
| Cadmium | 0.047/0.141 | ND | 0.2 | Pass |
| Mercury | 0.014/0.05 | ND | 0.1 | Pass |
| Lead | 0.107/0.324 | ND | 0.5 | Pass |

Foreign Material ✓ Pass

12/09/2025

Method: MF-CHEM-7

| Analyte | Findings | Limit | Status |
|--------------------------------|----------|----------|--------|
| Sand, Soils, Cinders, and Dirt | ND | 25% | Pass |
| Mold | ND | 25% | Pass |
| Imbedded Foreign Material | ND | 25% | Pass |
| Insect Fragment | ND | 1 per 3g | Pass |
| Hair | ND | 1 per 3g | Pass |
| Mammalian Excreta | ND | 1 per 3g | Pass |

Mycotoxin Screen ✓ Pass


12/10/2025

Method: MF-CHEM-13
Instrument: Liquid Chromatography Tandem Mass Spectrometry (LC-MS/MS) & Gas Chromatography Tandem Mass Spectrometry (GC-MS/MS)
Measurement of Uncertainty (MU): $\pm 20.21\%$

| Analyte | LOD/LOQ (µg/kg) | Findings (µg/kg) | Limit (µg/kg) | Status |
|------------------|-----------------|------------------|---------------|--------|
| Aflatoxin B1 | 2/5 | ND | 5 | - |
| Aflatoxin B2 | 2/5 | ND | 20 | - |
| Aflatoxin G1 | 2/5 | ND | 20 | - |
| Aflatoxin G2 | 2/5 | ND | 20 | - |
| Total Aflatoxins | 8/20 | ND | 20 | Pass |
| Ochratoxin A | 2/5 | ND | 5 | Pass |

ND = None Detected
LOD = Limit of Detection
LOQ = Limit of Quantitation

Reported by




Eric Tam
Senior Chemist



Scan to verify

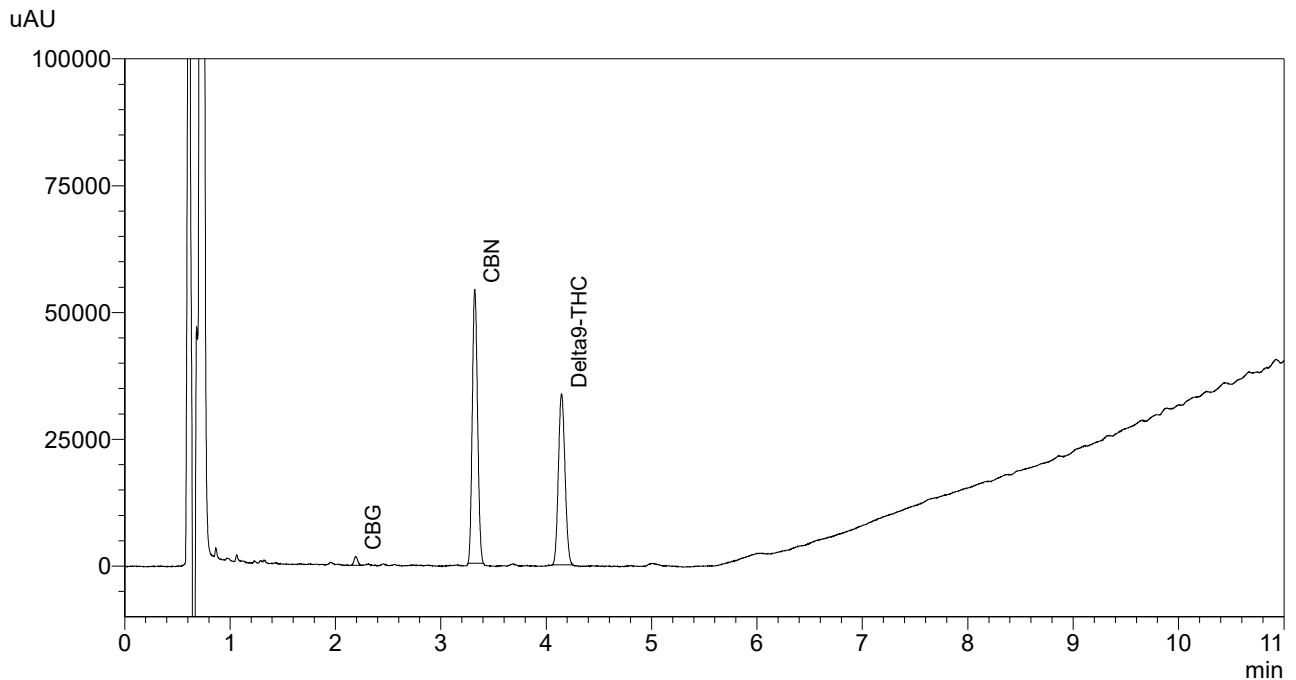
Cannabis Potency Report

<Sample Information>

Sample Name : 1365403A 5x RE
Sample ID : run057
Data Filename : 1365403A 5x RE_run057_021.lcd
Method Filename : CanEX1_052125_CP4-82,83.lcm
Batch Filename : 12-04-2025 processed.lcb
Vial # : 1-27
Injection Volume : 5 uL
Date Acquired : 12/4/2025 10:19:17 PM
Date Processed : 12/5/2025 5:58:20 PM
Sample Amount : 2.0153 grams
Dilution Factor : 10

Sample Type : Unknown
Acquired by : System Administrator
Processed by : System Administrator

<Cannabinoid Chromatogram>



<Peak Table>

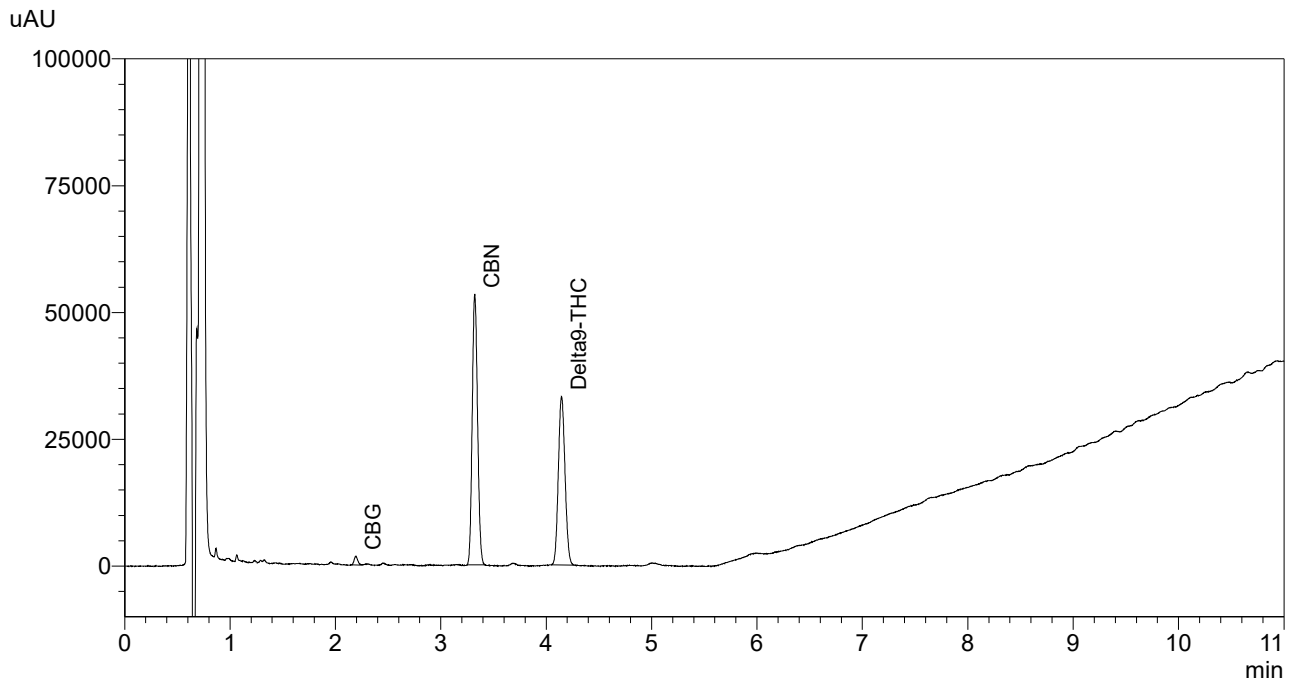
| PDA Ch1 228nm | | | | | | | |
|---------------|-----------|------------|--------|--------|--------|------|--|
| Peak# | Ret. Time | Name | Area | Height | Conc. | Unit | |
| 1 | 2.193 | CBG | 4144 | 1651 | 0.0052 | mg/g | |
| 2 | 3.322 | CBN | 186769 | 53413 | 0.0912 | mg/g | |
| 3 | 4.146 | Delta9-THC | 146730 | 33449 | 0.1803 | mg/g | |

Cannabis Potency Report

<Sample Information>

| | | | |
|------------------|---------------------------------|--------------|------------------------|
| Sample Name | : 1365403B 5x RE | | |
| Sample ID | : run058 | | |
| Data Filename | : 1365403B 5x RE_run058_022.lcd | | |
| Method Filename | : CanEX1_052125_CP4-82,83.lcm | | |
| Batch Filename | : 12-04-2025 processed.lcb | | |
| Vial # | : 1-28 | Sample Type | : Unknown |
| Injection Volume | : 5 uL | | |
| Date Acquired | : 12/4/2025 10:32:36 PM | Acquired by | : System Administrator |
| Date Processed | : 12/5/2025 5:59:38 PM | Processed by | : System Administrator |
| Sample Amount | : 2.0248 grams | | |
| Dilution Factor | : 10 | | |

<Cannabinoid Chromatogram>



<Peak Table>

| PDA Ch1 228nm | | | | | | | |
|---------------|-----------|------------|--------|--------|--------|------|--|
| Peak# | Ret. Time | Name | Area | Height | Conc. | Unit | |
| 1 | 2.194 | CBG | 4185 | 1668 | 0.0052 | mg/g | |
| 2 | 3.322 | CBN | 187611 | 52730 | 0.0912 | mg/g | |
| 3 | 4.145 | Delta9-THC | 146078 | 32912 | 0.1786 | mg/g | |